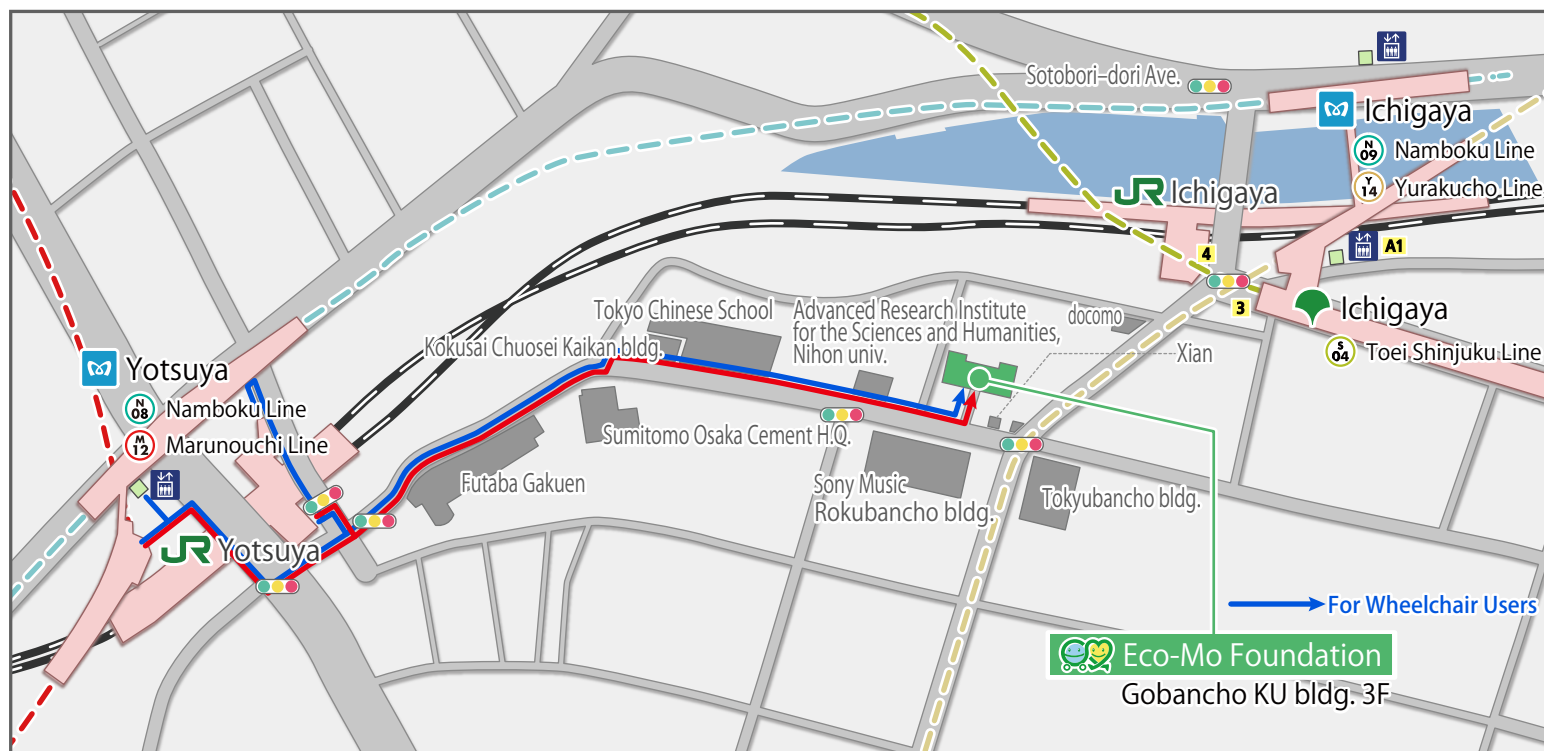



Access map (From Yotsuya Station)




From JR Yotsuya Station, take the exit from the ticket gate to Yotsuya. Kojimachi Exit. Once passed the ticket gate, turn right and go up to the ground level.



At ground level, turn left and cross the street to the stone moat, and then cross the street to the right.



After crossing the street, turn left and go straight along the sidewalk with "Futaba Gakuen" (school) on your right.



Continue straight ahead and take the first pedestrian crossing in front of Kokusai Chusei Kaikan Building. And continue straight ahead for a while.



After a while, you will see a ramp that slopes down to the entrance of "Gobancho KU Building" on your left.



Turn left and follow the path of the ramp. You can go up to the 3rd floor by using an elevator.

Access Information

JR Chuo Line / JR Chuo · Sobu Line Local Service

7 minutes on foot from Kojimachi Exit ticket gate

Tokyo Metro Marunouchi Line / Tokyo Metro Namboku Line

7 minutes on foot from Yotsuya Exit No. 1

For Wheelchair Users

From Tokyo Metro Marunouchi Line and Tokyo Metro Namboku Line

For the Marunouchi Line, please take the elevator on platform 1 to the ticket gate level or use the escalator on platform 2, assistance from the staff is required. For the Namboku line, from the platform, take the elevator to the ticket gate level. The ticket gate is on the ground level so take an exit, turn right.

From JR lines

From the platform, take the elevator to the ticket gate level. After going through the Yotsuya & Kojimachi ticket gate, turn left, take the ramp and go up to the ground level. Make a U-turn and follow the sidewalk until you see the pedestrian crossing.